



# Toppen 3-Stage Advanced Water Filtration System

CITY / MUNICIPAL SYSTEM

## INSTALLATION INSTRUCTIONS

ITEM# CT101-01D / ITEM# CT101-01

# 10

- 2.5" x 10"
- 3-Stage Advanced Water Filtration System
- Small Home, Apartment or Office  
(1-2 Bathrooms, up to 4 people)



Images shown are for representation purposes only, parts may look different than images shown.

Toppen 3-stage water filtration system must be installed on the main water line inside of the house. For best performance, the filtration system should not be exposed to temperatures below 39° F or above 113° F.

RAISING HEALTH, SAFETY AND ENVIRONMENTAL STANDARDS

WWW.**GREENER-SAFER**.COM / 888-963-6178

AN ENVIRONMENTAL QUALITY CONSULTING COMPANY



# Greener Solutions

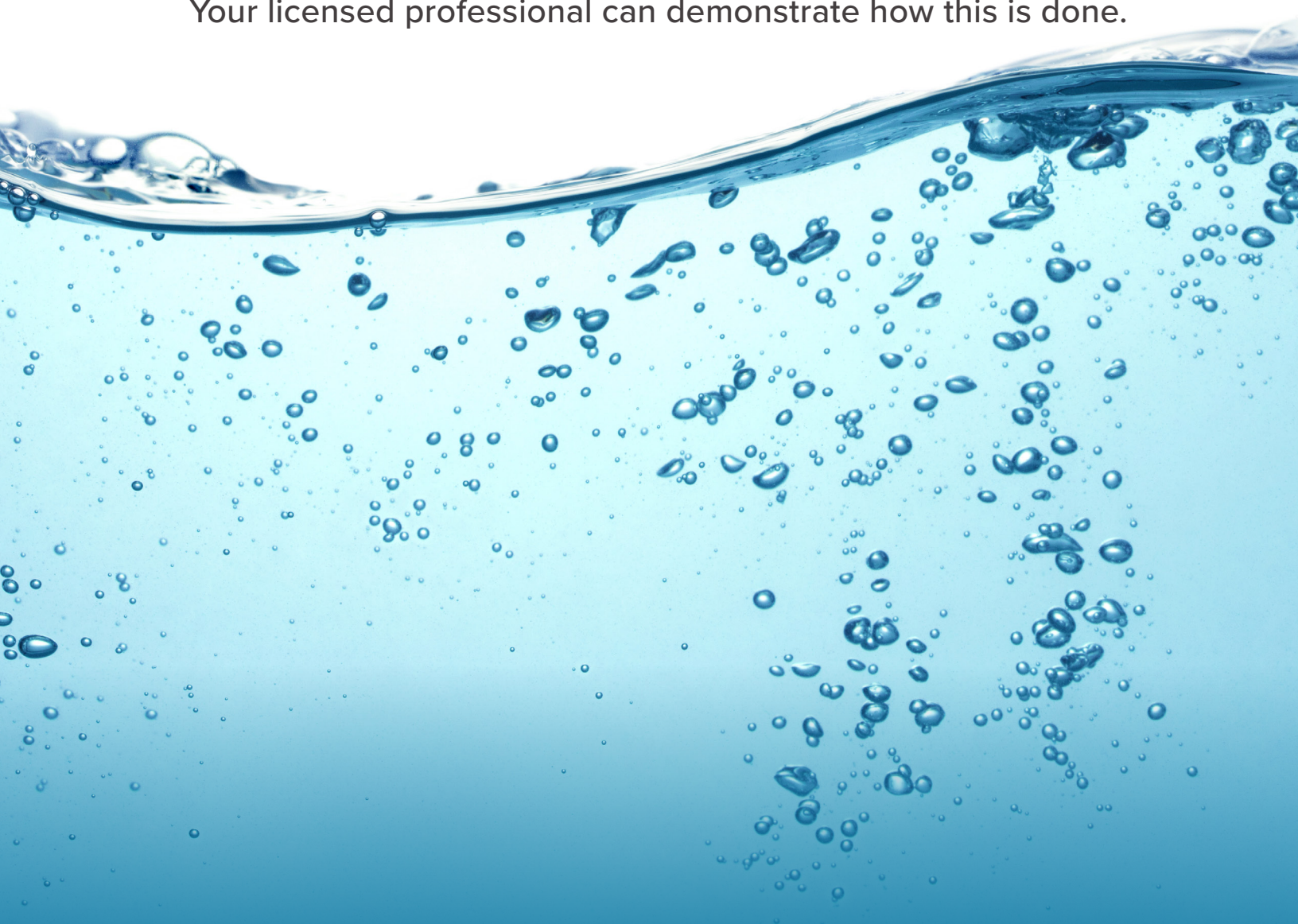
POWERED BY  Toppen

## IMPORTANT

The Toppen 10 3-Stage Advanced Water Filtration System should be installed by a licensed and bonded professional.

In order to maintain the highest quality filtered water throughout the home, **change the filter cartridges every 6-12 months under normal use.**

Your licensed professional can demonstrate how this is done.

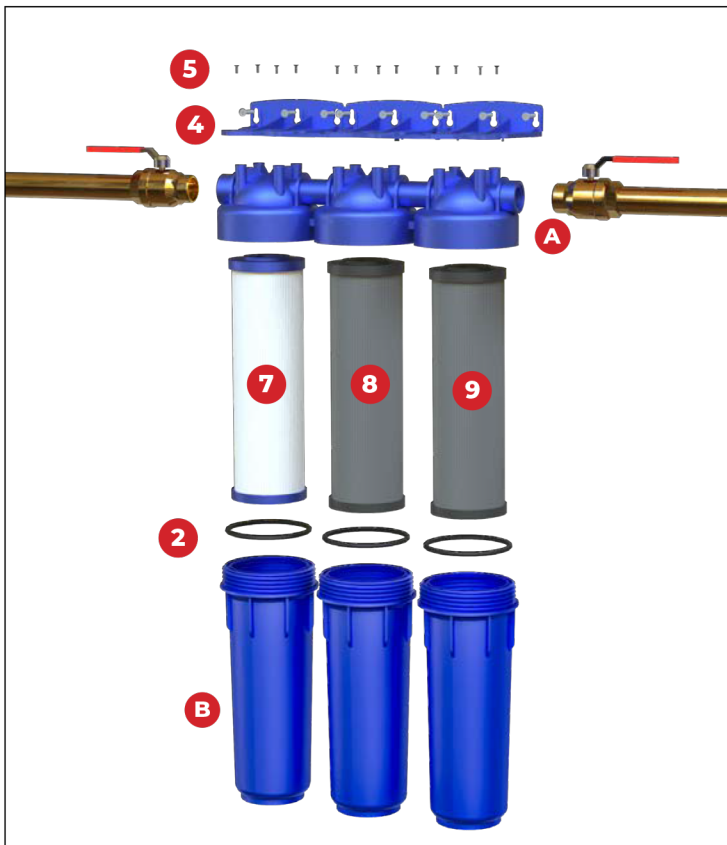



RAISING HEALTH, SAFETY AND ENVIRONMENTAL STANDARDS

WWW.**GREENER-SAFER**.COM / 888-963-6178

AN ENVIRONMENTAL QUALITY CONSULTING COMPANY

# THE TOPPEN 10 SYSTEM



## SYSTEM COMPONENTS:

- 1 TOPPEN HOME / OFFICE FILTRATION UNIT CONSISTING OF A HOUSING **A** AND SUMP **B**
- 2 O-RINGS (3)
- 3 O-RING LUBRICANT (1)
- 4 MOUNTING BRACKET
- 5 MOUNTING SCREWS (12)
- 6 SUMP WRENCH (1)
- 7 HIGH-FLO SEDIMENT FILTER
- 8 MICRONGUARD™ NANO PAK FILTER
- 9 CHLORINE / CHLORAMINE FILTER  
*(or customized for your specific water profile)*

 **Greener Solutions**

POWERED BY  **Toppen**

RAISING HEALTH, SAFETY AND ENVIRONMENTAL STANDARDS

WWW.**GREENER-SAFER**.COM / 888-963-6178

AN ENVIRONMENTAL QUALITY CONSULTING COMPANY

# MOUNTING THE SYSTEM IN THE WATER MAIN

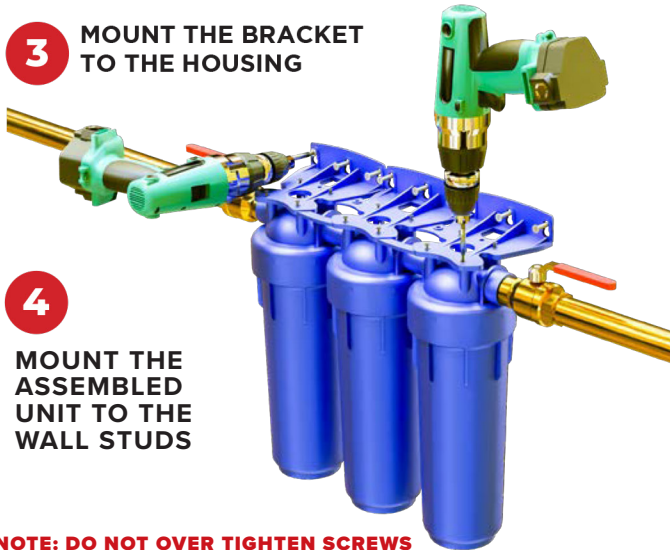
**1** IDENTIFY THE INCOMING WATERLINE AND SHUT OFF THE WATER SUPPLY TO THE HOME



**2** INSTALLER WILL MAKE THE APPROPRIATE WATER PIPE CONFIGURATION TO FIT THE UNIT



**3** MOUNT THE BRACKET TO THE HOUSING



**4**  
MOUNT THE  
ASSEMBLED  
UNIT TO THE  
WALL STUDS

**NOTE: DO NOT OVER TIGHTEN SCREWS**

**5** ASSEMBLED AND MOUNTED UNIT



**6** A BYPASS CONFIGURATION IS ESSENTIAL TO ENABLE WATER FLOW DURING FILTER REPLACEMENT OR MAINTENANCE.  
*(Bypass is optional)*



**\*CAUTION: WHEN REMOVING FILTER, HOUSING IS HEAVY**

 **Greener Solutions**  
POWERED BY Toppen


RAISING HEALTH, SAFETY AND ENVIRONMENTAL STANDARDS

WWW.**GREENER-SAFER**.COM / 888-963-6178

AN ENVIRONMENTAL QUALITY CONSULTING COMPANY

# INSTALLING THE O-RINGS AND THE FILTERS

- 7** To remove the cartridge housing with the supplied wrench (*turn counter clockwise*)

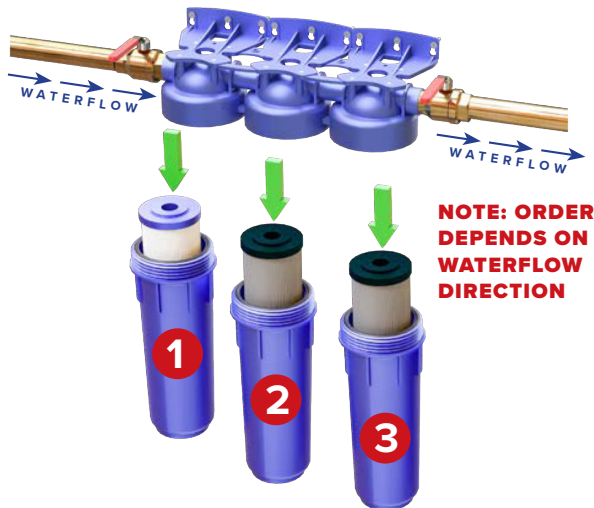


**\*CAUTION: WHEN REMOVING FILTER, HOUSING IS HEAVY.**

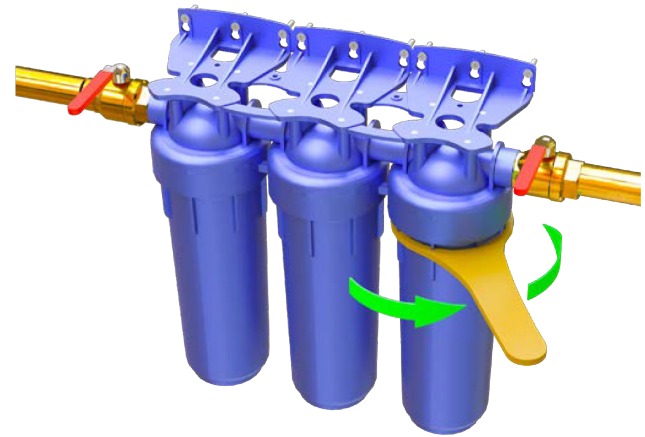
- 8** Lubricate the 3 O-rings and install each into the groove in the cartridge housing



- 9** Install the 3 filter in the proper order:  
**1** High-flow Sediment Filter  
**2** MicronGuard™ Nano Pak Filter  
**3** Chlorine / Chloramine Filter  
*(or customized for your specific water profile)*



- 10** To tighten all 3 of the cartridge housing units with the supplied wrench (*turn clockwise*)  
**NOTE: DO NOT OVER TIGHTEN SCREWS**



 **GreenerSolutions** POWERED BY Toppen


RAISING HEALTH, SAFETY AND ENVIRONMENTAL STANDARDS

WWW.**GREENER-SAFER**.COM / 888-963-6178


AN ENVIRONMENTAL QUALITY CONSULTING COMPANY

# OPENING THE WATER VALVES

- 11** OPEN THE TWO WATER VALVES ATTACHED TO THE TOPPEN 10 3-STAGE ADVANCED WATER FILTRATION SYSTEM



- 12** CLOSE OFF THE TOP VALVE ON THE BYPASS ALLOWING WATER TO FLOW THROUGH THE FILTERS



**GreenerSolutions** POWERED BY  **Toppen**

RAISING HEALTH, SAFETY AND ENVIRONMENTAL STANDARDS

WWW.**GREENER-SAFER**.COM / 888-963-6178

AN ENVIRONMENTAL QUALITY CONSULTING COMPANY

# ONE LAST STEP!

After turning off the bypass valve  
and turning on the inlet and outlet valves,  
turn on the faucet farthest from the  
system and let it run for:



**Congratulations!**  
Your home now has safe, clean  
water right from the tap.



**GreenerSolutions** POWERED BY  **Toppen**

RAISING HEALTH, SAFETY AND ENVIRONMENTAL STANDARDS

WWW.**GREENER-SAFER**.COM / 888-963-6178

AN ENVIRONMENTAL QUALITY CONSULTING COMPANY

Your Toppen 10 3-Stage Advanced Water Filtration System uses advanced technology in a self-contained unit that works to provide you with the safest, healthiest water everywhere in your house.

**STAGE**  
**1**

**HIGH-FLO SEDIMENT FILTER**  
Melt blown optimizes dirt holding capacity. Traps larger particles in 2 Zones.

**STAGE**  
**2**

**MICROGUARD™  
NANO PAK MEDIA**  
Removes bacteria, virus, pesticides, sub-micron particles, heavy metals.

**STAGE**  
**3**

**CHLORINE /  
CHLORAMINE FILTER**  
Vastly improves taste and odor by reducing chlorine/chloramine  
*\*or customized filter for your specific water profile.*



**GreenerSolutions**

POWERED BY **Toppen**

RAISING HEALTH, SAFETY AND ENVIRONMENTAL STANDARDS

WWW.**GREENER-SAFER**.COM / 888-963-6178

AN ENVIRONMENTAL QUALITY CONSULTING COMPANY