



# Toppen 3-Stage Advanced Water Filtration System

## WELL SYSTEMS

### INSTALLATION INSTRUCTIONS

ITEM# WL403-01D-H90 / ITEM# WL403-01-H90



# 45

- 4.5" x 20"
- 3-Stage Advanced Water Filtration System
- Large/Extra Large Home, Apartment or Office  
*(up to 8 Bathrooms, up to 10 people)*

*Images shown are for representation purposes only, parts may look different than images shown.*

Toppen 3-stage water filtration system must be installed on the main water line inside of the house. For best performance, the filtration system should not be exposed to temperatures below 39° F or above 113° F.

RAISING SAFETY, HEALTH AND ENVIRONMENTAL STANDARDS

WWW.GREENER-SAFER.COM / 888-963-6178

AN ENVIRONMENTAL QUALITY CONSULTING COMPANY



# Greener Solutions

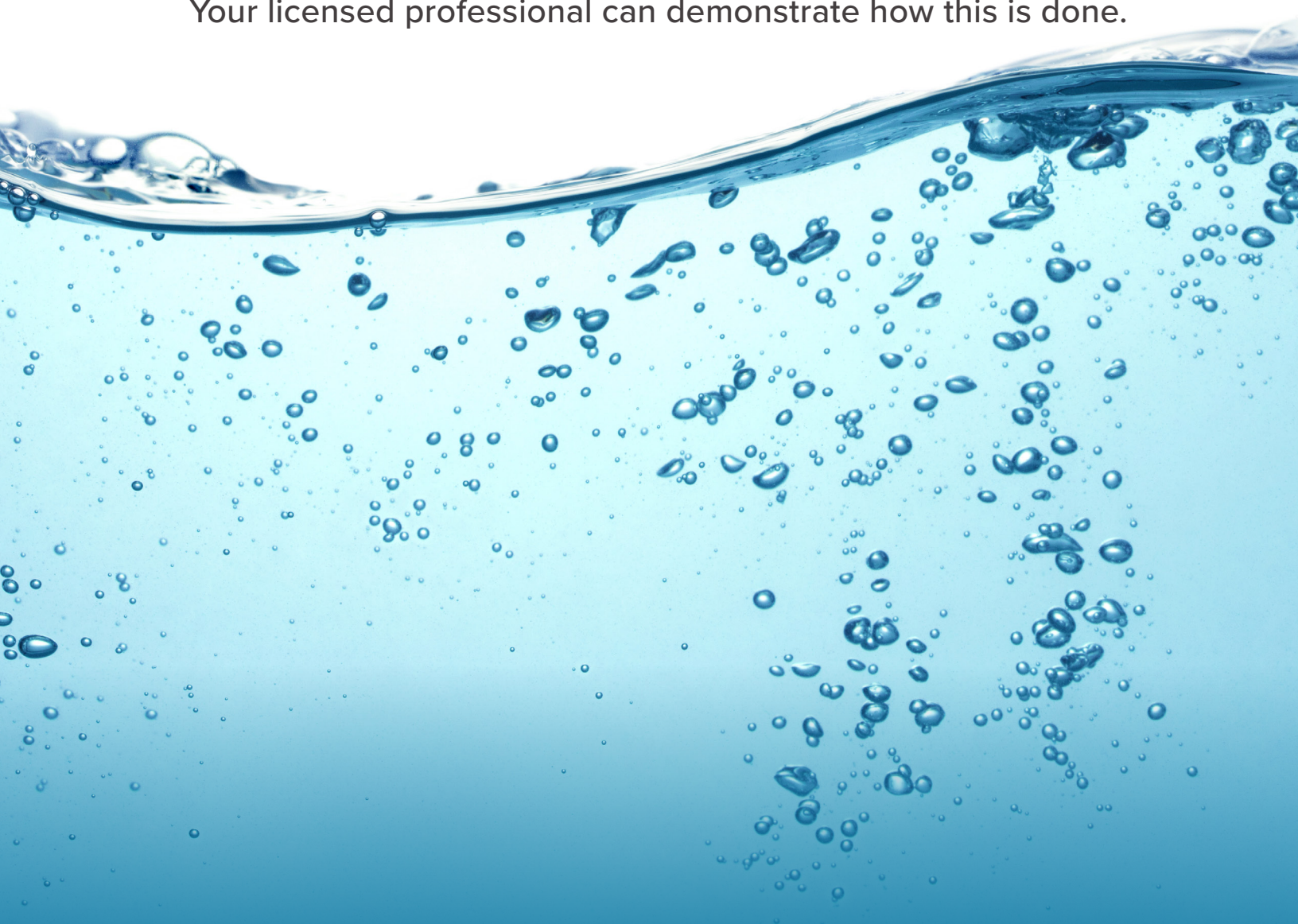
POWERED BY  Toppen

## IMPORTANT

The Toppen 45 3-Stage Advanced Water Filtration System should be installed by a licensed and bonded professional.

In order to maintain the highest quality filtered water throughout the home, **change the filter cartridges every 6-12 months under normal use.**

Your licensed professional can demonstrate how this is done.



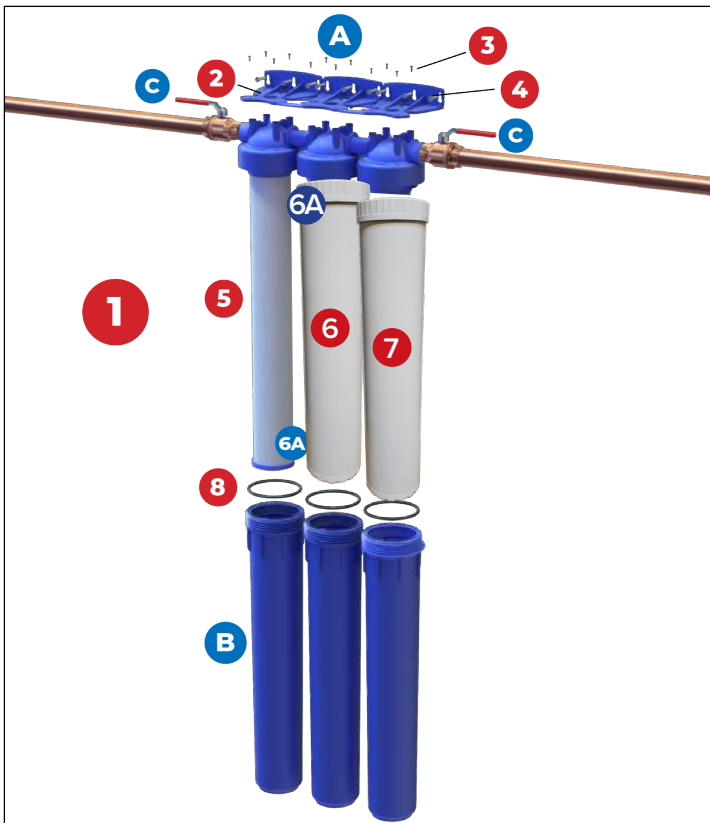
RAISING SAFETY, HEALTH AND ENVIRONMENTAL STANDARDS

WWW.**GREENER-SAFER**.COM / 888-963-6178

AN ENVIRONMENTAL QUALITY CONSULTING COMPANY



# THE TOPPEN 45 SYSTEM



## SYSTEM COMPONENTS:

- 1 TOPPEN WHOLE HOUSE SYSTEM CONSISTS OF A HOUSING **A**, CARTRIDGE CASINGS **B** AND VALVES **C**
- 2 MOUNTING BRACKET
- 3 MOUNTING BRACKET SCREWS (12)
- 4 WALL MOUNTING SCREWS (9)
- 5 HIGH-FLO SEDIMENT FILTER
- 6 IRON FILTER **6A** WITH MICRONGUARD™ PATCHES. **DO NOT REMOVE!**
- 7 CATALYTIC CARBON FILTER  
*(or customized for your specific water profile)*

## ACCESSORIES: (SHOWN IN DIAGRAM ABOVE)

- 8 O-RINGS (3)
- 9 CARTRIDGE CASING WRENCH
- 10 O-RING LUBRICANT



POWERED BY Toppen

RAISING HEALTH, SAFETY AND ENVIRONMENTAL STANDARDS

WWW.GREENER-SAFER.COM / 888-963-6178

AN ENVIRONMENTAL QUALITY CONSULTING COMPANY

# MOUNTING THE SYSTEM IN THE WATER MAIN


- 1** Identify the incoming water line and shut off the water supply to the home.



- 2** Installer will make the appropriate water pipe configuration to fit the unit.



- 3** Mount the bracket to the housing.



**4**

Mount the assembled unit to the wall studs.

**IMPORTANT!**  
THE UNIT MUST BE MOUNTED AT LEAST  
**20 INCHES**  
FROM THE FLOOR  
IN ORDER TO HAVE ADEQUATE CLEARANCE TO CHANGE THE FILTERS

- 5** Assembled and wall mounted unit.



**NOTE: DO NOT OVER TIGHTEN SCREWS**

- 6** A bypass configuration is essential to redirect the water flow during filter replacement or maintenance. *(Bypass is optional)*



**\*CAUTION: WHEN REMOVING FILTER, HOUSING IS HEAVY**



**GreenerSolutions**

POWERED BY **Toppen**

RAISING HEALTH, SAFETY AND ENVIRONMENTAL STANDARDS

WWW.**GREENER-SAFER**.COM / 888-963-6178

AN ENVIRONMENTAL QUALITY CONSULTING COMPANY



# INSTALLING THE O-RINGS AND THE FILTERS

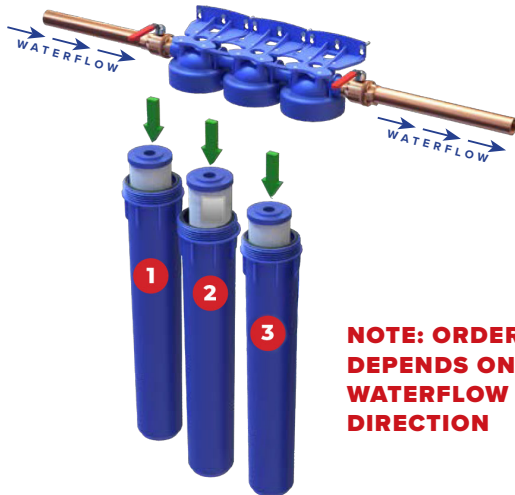
**7** To remove the cartridge housing with the supplied wrench (turn counter clockwise)



**8** Lubricate the 3 O-rings and install each into the groove in the cartridge housing



**9** Install the 3 filter in the proper order:  
**1** High-flow Sediment Filter  
**2** Iron Filter  
**3** Catalytic Carbon Filter  
*(or customized for your specific water profile)*



**NOTE: ORDER DEPENDS ON WATERFLOW DIRECTION**

**10** To tighten all 3 of the cartridge housing units with the supplied wrench (turn clockwise)  
**NOTE: DO NOT OVER TIGHTEN SCREWS**



 **GreenerSolutions** POWERED BY 

RAISING SAFETY, HEALTH AND ENVIRONMENTAL STANDARDS

WWW.**GREENER-SAFER**.COM / 888-963-6178

AN ENVIRONMENTAL QUALITY CONSULTING COMPANY

# OPENING THE WATER VALVES

- 11** Open the two water valves attached to the Toppen 45 3-Stage Advanced Water Filtration System



- 12** Close off the top valve on the bypass allowing water to flow through the filters.



 **Greener Solutions**  
POWERED BY Toppen

RAISING HEALTH, SAFETY AND ENVIRONMENTAL STANDARDS  
WWW.**GREENER-SAFER**.COM / 888-963-6178

AN ENVIRONMENTAL QUALITY CONSULTING COMPANY

# ONE LAST STEP!

After turning off the bypass valve  
and turning on the inlet and outlet valves,  
turn on the faucet farthest from the  
system and let it run for:



**Congratulations!**  
Your home now has safe, clean  
water right from the tap.



**GreenerSolutions** POWERED BY  **Toppen**

RAISING HEALTH, SAFETY AND ENVIRONMENTAL STANDARDS

WWW.**GREENER-SAFER**.COM / 888-963-6178

AN ENVIRONMENTAL QUALITY CONSULTING COMPANY



Your Toppen 45 3-Stage Advanced Water Filtration System uses advanced technology in a self-contained unit that works to provide you with the safest, healthiest water everywhere in your house.

**STAGE  
1**


**HIGH-FLO SEDIMENT FILTER**  
Melt blown optimizes dirt holding capacity. Traps larger particles in 2 Zones.

**STAGE  
2**

**IRON FILTER**  
Removes: Iron, Manganese, Hydrogen Sulfide, Arsenic, Radium, Heavy Metals, Radionuclides  
*\*or customized filter for your specific water profile.*

**STAGE  
3**

**CATALYTIC CARBON FILTER**  
Reduces Chlorine / Chloramines and is water softener alternative. Protects your home from the damaging effects of scale.  
*\*or customized filter for your specific water profile.*



**GreenerSolutions**

POWERED BY Toppen

RAISING HEALTH, SAFETY AND ENVIRONMENTAL STANDARDS

WWW.**GREENER-SAFER**.COM / 888-963-6178

AN ENVIRONMENTAL QUALITY CONSULTING COMPANY