



Toppen 3-Stage Advanced Water Filtration System

WELL SYSTEMS

INSTALLATION INSTRUCTIONS

ITEM# WL202-01D-H90 / ITEM# WL202-01-H90



Images shown are for representation purposes only, parts may look different than images shown.

Toppen 3-stage water filtration system must be installed on the main water line inside of the house. For best performance, the filtration system should not be exposed to temperatures below 39° F or above 113° F.

RAISING HEALTH, SAFETY AND ENVIRONMENTAL STANDARDS

WWW.**GREENER-SAFER**.COM / 888-963-6178

AN ENVIRONMENTAL QUALITY CONSULTING COMPANY



Greener Solutions

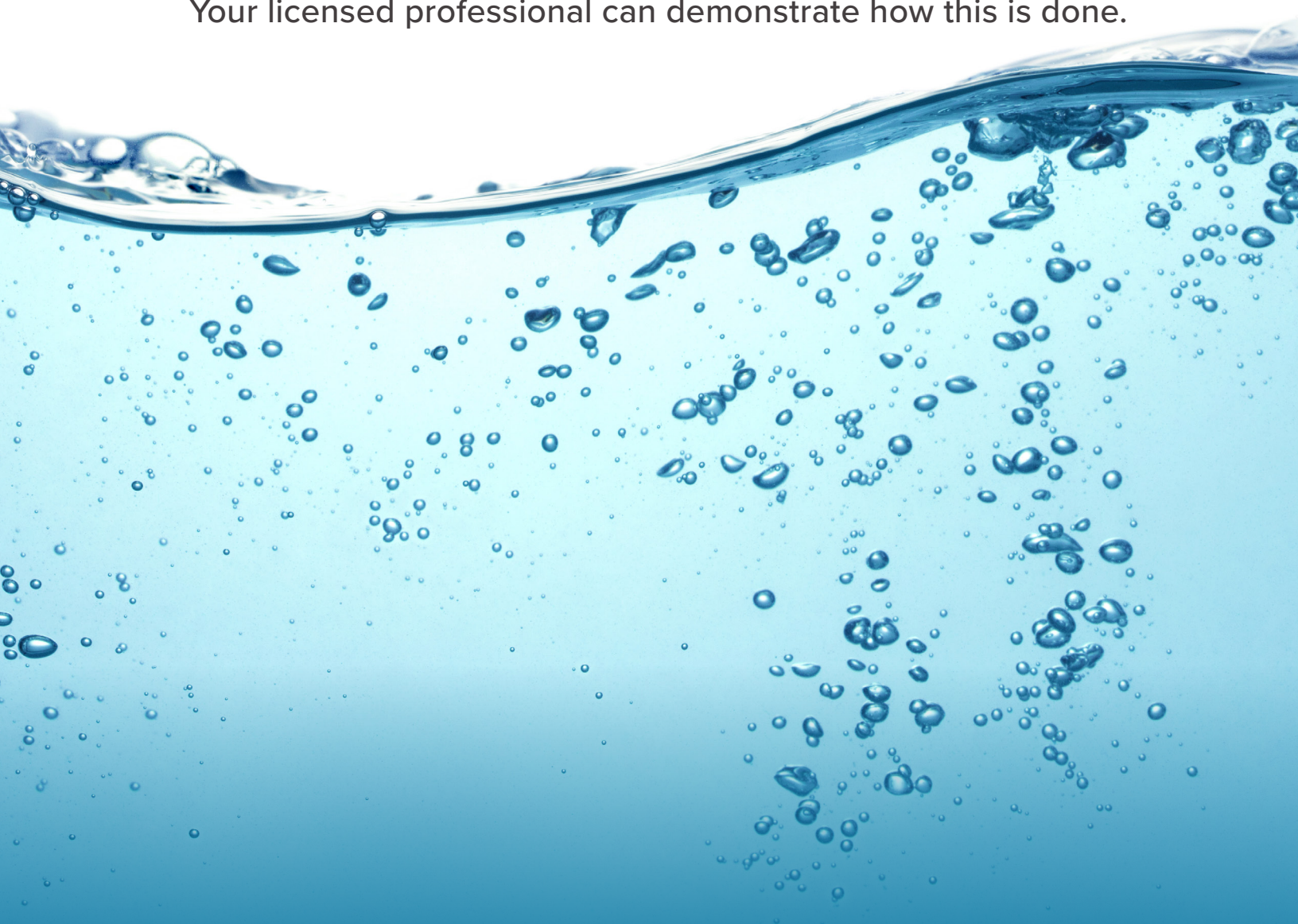
POWERED BY  Toppen

IMPORTANT

The Toppen 20 3-Stage Advanced Water Filtration System should be installed by a licensed and bonded professional.

In order to maintain the highest quality filtered water throughout the home, **change the filter cartridges every 6-12 months under normal use.**

Your licensed professional can demonstrate how this is done.



RAISING HEALTH, SAFETY AND ENVIRONMENTAL STANDARDS

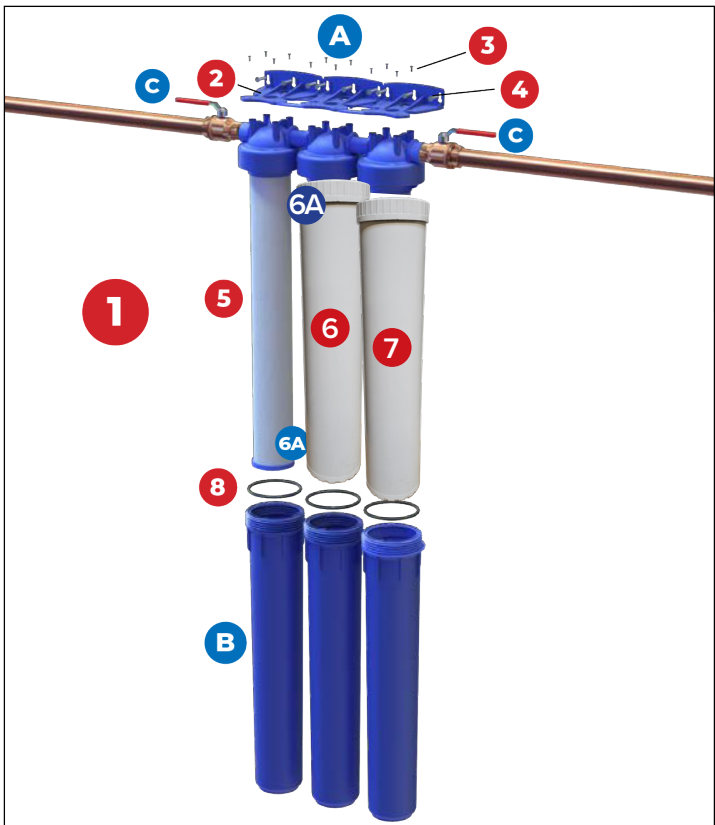
WWW.**GREENER-SAFER**.COM / 888-963-6178

AN ENVIRONMENTAL QUALITY CONSULTING COMPANY

THE TOPPEN 20 SYSTEM



IMPORTANT!
Do not remove the MicronGuard™ patches on the middle filter. These patches contain essential chemicals that dissolve when exposed to water and will absorb in the filter media. Discoloration of the patches is normal.



SYSTEM COMPONENTS:

- 1 TOPPEN WHOLE HOUSE SYSTEM CONSISTS OF A HOUSING (A), CARTRIDGE CASINGS (B) AND VALVES (C)
- 2 MOUNTING BRACKET
- 3 MOUNTING BRACKET SCREWS (12)
- 4 WALL MOUNTING SCREWS (9)
- 5 HIGH-FLO SEDIMENT FILTER
- 6 IRON FILTER (6A) WITH MICRONGUARD™ PATCHES. **DO NOT REMOVE!**
- 7 CATALYTIC CARBON FILTER (or customized for your specific water profile)

ACCESSORIES: (SHOWN IN DIAGRAM ABOVE)

- 8 O-RINGS (3)
- 9 CARTRIDGE CASING WRENCH
- 10 O-RING LUBRICANT



RAISING HEALTH, SAFETY AND ENVIRONMENTAL STANDARDS

WWW.GREENER-SAFER.COM / 888-963-6178

MOUNTING THE SYSTEM IN THE WATER MAIN


1 Identify the incoming water line and shut off the water supply to the home.



2 Installer will make the appropriate water pipe configuration to fit the unit.



3 Mount the bracket to the housing.



4
Mount the assembled unit to the wall studs.

IMPORTANT!
THE UNIT MUST BE MOUNTED AT LEAST
20 INCHES
FROM THE FLOOR
IN ORDER TO HAVE ADEQUATE CLEARANCE TO CHANGE THE FILTERS

NOTE: DO NOT OVER TIGHTEN SCREWS

5 Assembled and wall mounted unit.



6 A bypass configuration is essential to redirect the water flow during filter replacement or maintenance. *(Bypass is optional)*



***CAUTION: WHEN REMOVING FILTER, HOUSING IS HEAVY**



Greener Solutions

POWERED BY **Toppen**

RAISING HEALTH, SAFETY AND ENVIRONMENTAL STANDARDS

WWW.**GREENER-SAFER**.COM / 888-963-6178

AN ENVIRONMENTAL QUALITY CONSULTING COMPANY

INSTALLING THE O-RINGS AND THE FILTERS

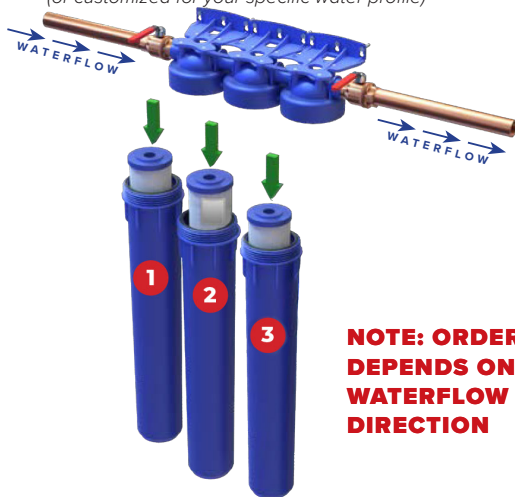
- 7** To remove the cartridge housing with the supplied wrench (turn counter clockwise)



- 8** Lubricate the 3 O-rings and install each into the groove in the cartridge housing



- 9** Install the 3 filter in the proper order:
1 High-flow Sediment Filter
2 Iron Filter
3 Catalytic Carbon Filter
(or customized for your specific water profile)



- 10** To tighten all 3 of the cartridge housing units with the supplied wrench (turn clockwise)
NOTE: DO NOT OVER TIGHTEN SCREWS



 **GreenerSolutions** POWERED BY 

RAISING HEALTH, SAFETY AND ENVIRONMENTAL STANDARDS

WWW.**GREENER-SAFER**.COM / 888-963-6178

AN ENVIRONMENTAL QUALITY CONSULTING COMPANY

OPENING THE WATER VALVES

- 11** Open the two water valves attached to the Toppen 20 3-Stage Advanced Water Filtration System



- 12** Close off the top valve on the bypass allowing water to flow through the filters.



 **Greener Solutions**
POWERED BY Toppen

RAISING HEALTH, SAFETY AND ENVIRONMENTAL STANDARDS
WWW.**GREENER-SAFER**.COM / 888-963-6178

AN ENVIRONMENTAL QUALITY CONSULTING COMPANY

ONE LAST STEP!

After turning off the bypass valve
and turning on the inlet and outlet valves,
turn on the faucet farthest from the
system and let it run for:



Congratulations!
Your home now has safe, clean
water right from the tap.



GreenerSolutions POWERED BY  **Toppen**

RAISING HEALTH, SAFETY AND ENVIRONMENTAL STANDARDS

WWW.**GREENER-SAFER**.COM / 888-963-6178

AN ENVIRONMENTAL QUALITY CONSULTING COMPANY

Your Toppen 20 3-Stage Advanced Water Filtration System uses advanced technology in a self-contained unit that works to provide you with the safest, healthiest water everywhere in your house.

STAGE
1


HIGH-FLO SEDIMENT FILTER
Melt blown optimizes dirt holding capacity. Traps larger particles in 2 Zones.

STAGE
2

IRON FILTER
Removes: Iron, Manganese, Hydrogen Sulfide, Arsenic, Radium, Heavy Metals, Radionuclides
**or customized filter for your specific water profile.*

STAGE
3

CATALYTIC CARBON FILTER
Reduces Chlorine / Chloramines and is water softener alternative. Protects your home from the damaging effects of scale.
**or customized filter for your specific water profile.*



GreenerSolutions

POWERED BY Toppen

RAISING HEALTH, SAFETY AND ENVIRONMENTAL STANDARDS

WWW.**GREENER-SAFER**.COM / 888-963-6178

AN ENVIRONMENTAL QUALITY CONSULTING COMPANY