



Toppen 3-Stage Advanced Water Filtration System

WELL SYSTEMS

INSTALLATION INSTRUCTIONS

ITEM# WL101-01D-H90 / WL101-01-H90



Images shown are for representation purposes only, parts may look different than images shown.

Toppen 3-stage water filtration system must be installed on the main water line inside of the house. For best performance, the filtration system should not be exposed to temperatures below 39° F or above 113° F.

RAISING HEALTH, SAFETY AND ENVIRONMENTAL STANDARDS

WWW.**GREENER-SAFER**.COM / 888-963-6178

AN ENVIRONMENTAL QUALITY CONSULTING COMPANY



Greener Solutions

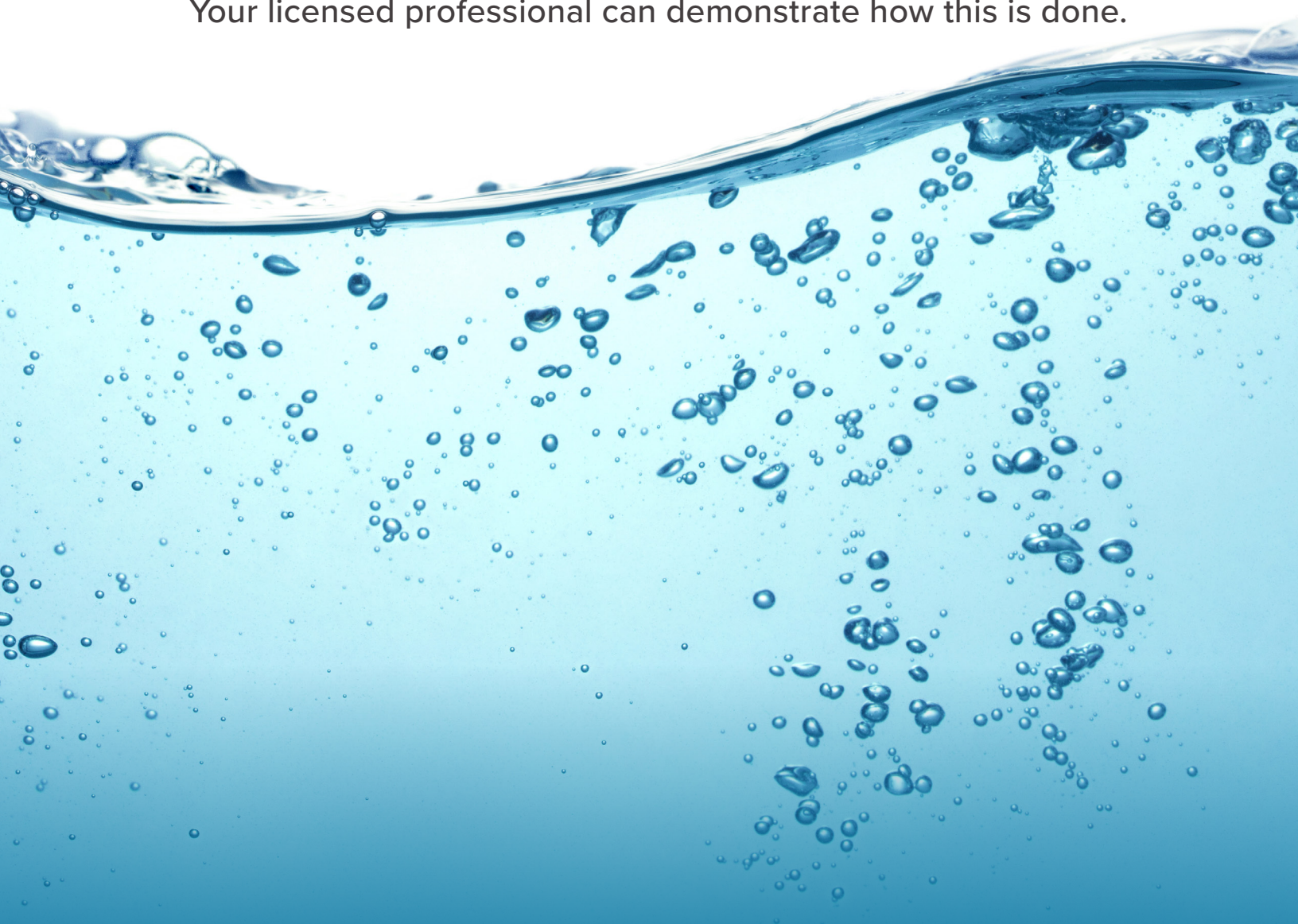
POWERED BY  Toppen

IMPORTANT

The Toppen 10 3-Stage Advanced Water Filtration System should be installed by a licensed and bonded professional.

In order to maintain the highest quality filtered water throughout the home, **change the filter cartridges every 6-12 months under normal use.**

Your licensed professional can demonstrate how this is done.

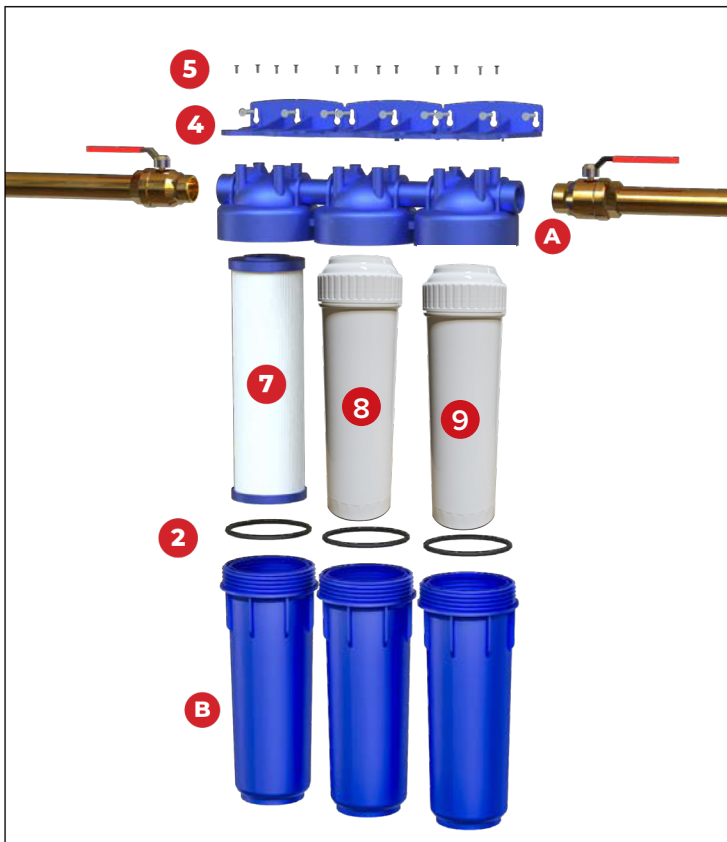
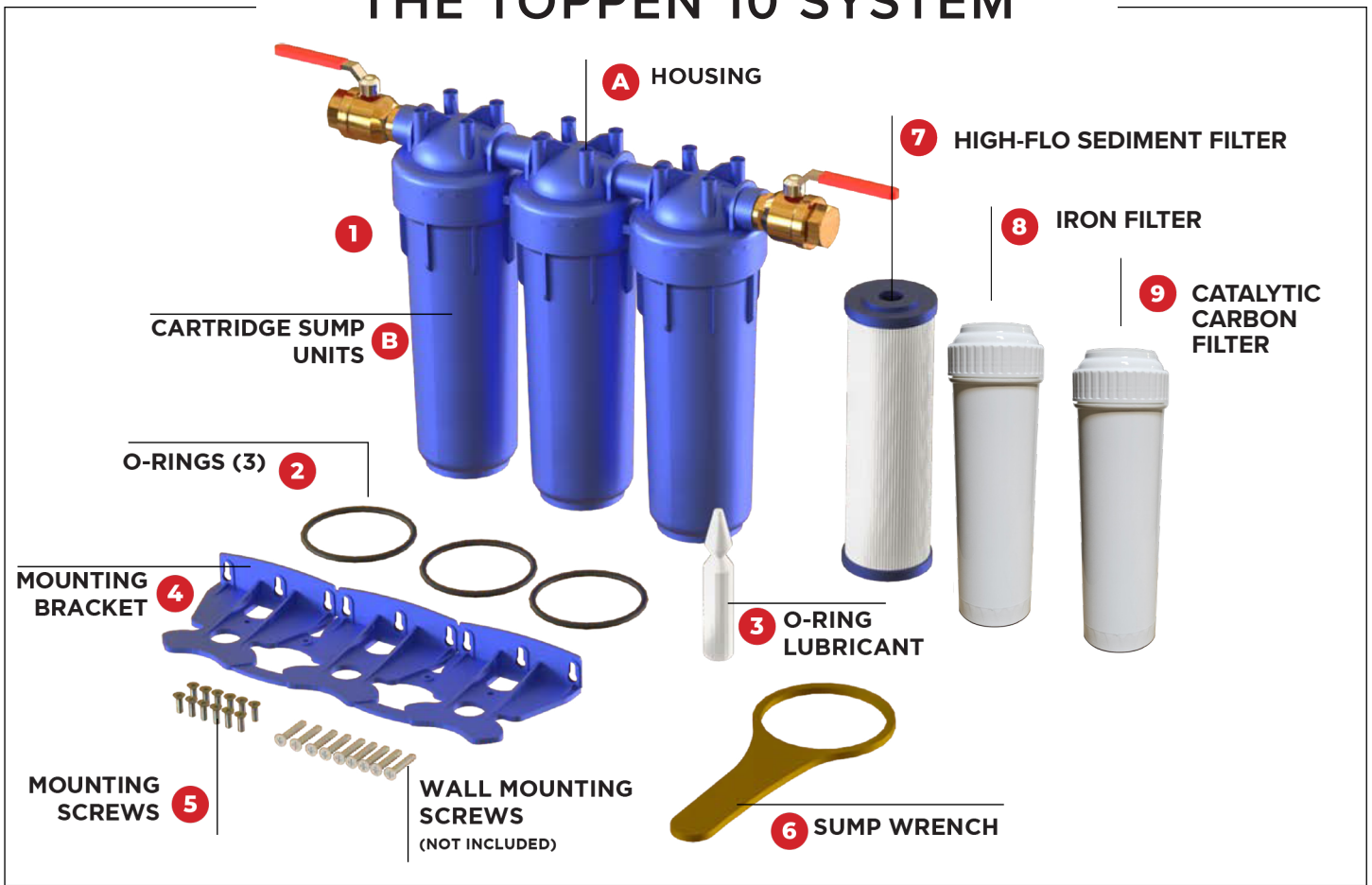


RAISING HEALTH, SAFETY AND ENVIRONMENTAL STANDARDS

WWW.**GREENER-SAFER**.COM / 888-963-6178

AN ENVIRONMENTAL QUALITY CONSULTING COMPANY

THE TOPPEN 10 SYSTEM



SYSTEM COMPONENTS:

- 1** TOPPEN HOME / OFFICE FILTRATION UNIT CONSISTING OF A HOUSING **A** AND SUMP **B**
- 2** O-RINGS (3)
- 3** O-RING LUBRICANT (1)
- 4** MOUNTING BRACKET
- 5** MOUNTING SCREWS (12)
- 6** SUMP WRENCH (1)
- 7** HIGH-FLO SEDIMENT FILTER
- 8** IRON FILTER
- 9** CATALYTIC CARBON FILTER



RAISING HEALTH, SAFETY AND ENVIRONMENTAL STANDARDS

WWW.**GREENER-SAFER**.COM / 888-963-6178

AN ENVIRONMENTAL QUALITY CONSULTING COMPANY

MOUNTING THE SYSTEM IN THE WATER MAIN

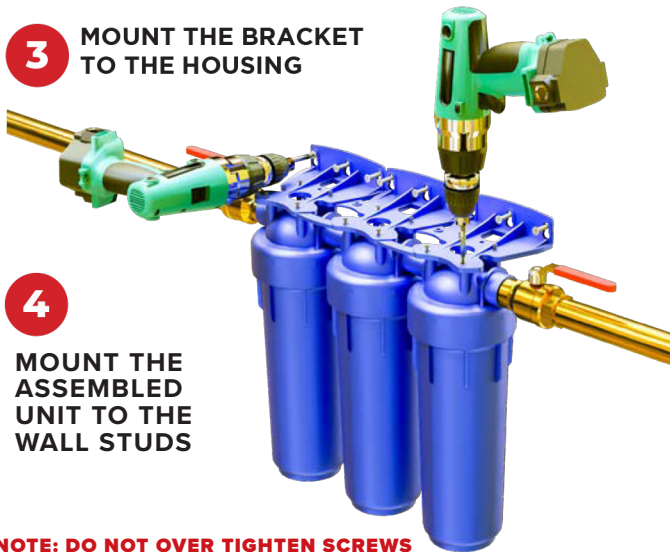
1 IDENTIFY THE INCOMING WATERLINE AND SHUT OFF THE WATER SUPPLY TO THE HOME



2 INSTALLER WILL MAKE THE APPROPRIATE WATER PIPE CONFIGURATION TO FIT THE UNIT



3 MOUNT THE BRACKET TO THE HOUSING



4
MOUNT THE
ASSEMBLED
UNIT TO THE
WALL STUDS

NOTE: DO NOT OVER TIGHTEN SCREWS

5 ASSEMBLED AND MOUNTED UNIT



6 A BYPASS CONFIGURATION IS ESSENTIAL TO ENABLE WATER FLOW DURING FILTER REPLACEMENT OR MAINTENANCE.
(Bypass is optional)



***CAUTION: WHEN REMOVING FILTER, HOUSING IS HEAVY**

 **GreenerSolutions**
POWERED BY Toppen


RAISING HEALTH, SAFETY AND ENVIRONMENTAL STANDARDS

WWW.**GREENER-SAFER**.COM / 888-963-6178

AN ENVIRONMENTAL QUALITY CONSULTING COMPANY

INSTALLING THE O-RINGS AND THE FILTERS

- 7** To remove the cartridge housing with the supplied wrench (*turn counter clockwise*)

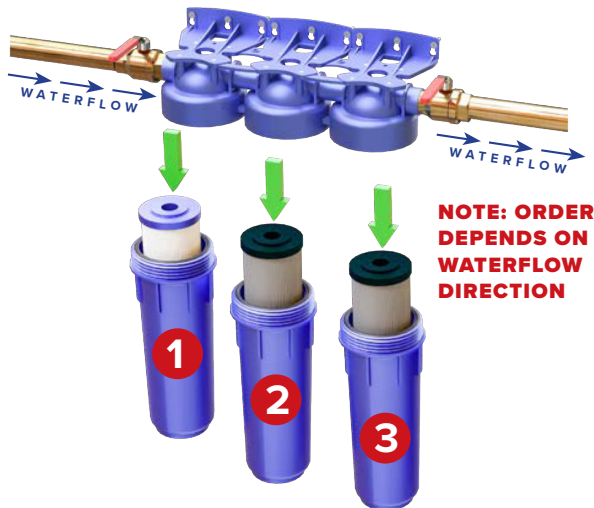


***CAUTION: WHEN REMOVING FILTER, HOUSING IS HEAVY.**

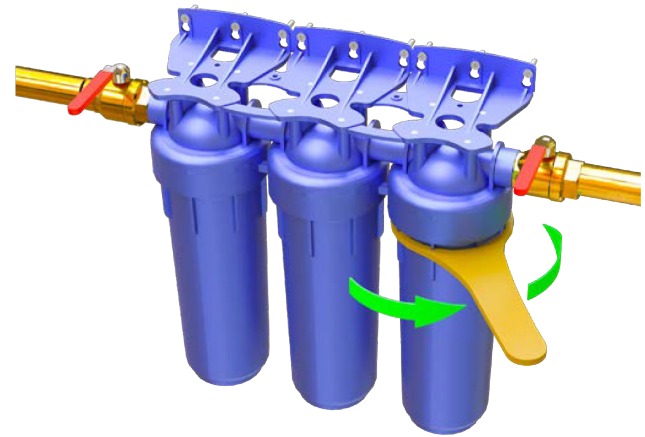
- 8** Lubricate the 3 O-rings and install each into the groove in the cartridge housing



- 9** Install the 3 filter in the proper order:
1 High-flow Sediment Filter
2 Iron Filter
3 Catalytic Carbon Filter
Or...



- 10** To tighten all 3 of the cartridge housing units with the supplied wrench (*turn clockwise*)
NOTE: DO NOT OVER TIGHTEN SCREWS



 **GreenerSolutions** POWERED BY Toppen

RAISING HEALTH, SAFETY AND ENVIRONMENTAL STANDARDS


WWW.**GREENER-SAFER**.COM / 888-963-6178

AN ENVIRONMENTAL QUALITY CONSULTING COMPANY

OPENING THE WATER VALVES


11

OPEN THE TWO WATER VALVES ATTACHED TO THE TOPPEN 10 3-STAGE ADVANCED WATER FILTRATION SYSTEM



12

CLOSE OFF THE TOP VALVE ON THE BYPASS ALLOWING WATER TO FLOW THROUGH THE FILTERS



GreenerSolutions POWERED BY  **Toppen**

RAISING HEALTH, SAFETY AND ENVIRONMENTAL STANDARDS

WWW.**GREENER-SAFER**.COM / 888-963-6178

AN ENVIRONMENTAL QUALITY CONSULTING COMPANY

ONE LAST STEP!

After turning off the bypass valve
and turning on the inlet and outlet valves,
turn on the faucet farthest from the
system and let it run for:



Congratulations!
Your home now has safe, clean
water right from the tap.



GreenerSolutions POWERED BY  **Toppen**

RAISING HEALTH, SAFETY AND ENVIRONMENTAL STANDARDS

WWW.**GREENER-SAFER**.COM / 888-963-6178

AN ENVIRONMENTAL QUALITY CONSULTING COMPANY

Your Toppen 10 3-Stage Advanced Water Filtration System uses advanced technology in a self-contained unit that works to provide you with the safest, healthiest water everywhere in your house.

STAGE
1

HIGH-FLO SEDIMENT FILTER
Melt blown optimizes dirt holding capacity. Traps larger particles in 2 Zones.

STAGE
2

IRON FILTER
Removes: Iron, Manganese, Hydrogen Sulfide, Arsenic, Radium, Heavy Metals, Radionuclides.

**or customized filter for your specific water profile.*

STAGE
3

CHLORINE / CARBON FILTER
Reduces Chlorine / Chloramines and is water softener alternative. Protects your home from the damaging effects of scale.

**or customized filter for your specific water profile.*



GreenerSolutions

POWERED BY **Toppen**

RAISING HEALTH, SAFETY AND ENVIRONMENTAL STANDARDS

WWW.**GREENER-SAFER**.COM / 888-963-6178

AN ENVIRONMENTAL QUALITY CONSULTING COMPANY